OC's Top Public Cos. See Market Caps Rise 8.3%

Rivian Joins List After Record IPO

■ By PETER J. BRENNAN

Orange County's publicly traded companies returned to Earth this past year.

The 50 most valuable public companies based in Orange County had a combined 8.3% increase in their valuations to $261.4 billion for the year ended April 18.

That growth underperformed the S&P 500, which grew 10.5% during the same period.

On last year's list for the 12-month period ended March 31, OC companies saw their market caps increase 75% to a combined $215.7 billion, easily topping the 54% gains of the S&P 500.

If the $36.6 billion market cap of **Rivian Automotive Inc.** (Nasdaq: RIVN), which went public last November, is excluded, the market caps at the other 49 companies fell about 7% to $225 billion.

Altogether, 30 companies in OC have a market cap of at least $1 billion, a decline from 33 last year.

In contrast to a year ago, only six companies saw their market cap climb at least 25%, down from 46 a year earlier. More than half of the 50 companies saw stock declines, compared to three a year ago. Eight companies saw their market cap fall by more than 50%.

Bevy of Relocations

The list includes all OC-based companies with a market cap topping $100 million, whose shares trade on the New York Stock Exchange, Nasdaq or over-the-counter exchanges.

Rivian's Irvine HQ: company saw local headcount increase 150% over past year

Several companies on last year's list are missing this year because they moved their headquarters out of OC, such as **Kaiser Aluminum Corp.** (Nasdaq: KALU) which recently decamped for Tennessee (see story, page 3).

Some notable local public companies were acquired, such as **CoreLogic Inc.**, **Del Taco Restaurants Inc.** and **Pacific Mercantile Bancorp**.

The LIST Public Companies p18

Sales Up

Many companies were able to rebound from the pandemic as their revenue rose 20% to $60 billion in 2021, much higher than the 1% increase in 2020 sales.

Notable increases in sales were 98% to $277 million at **Inari Medical Inc.** (Nasdaq: NARI) of Irvine, 62% to $180.3 million at Irvine's **Axonics Inc.** (Nasdaq: AXNX), and 61% to $95.9 million at **Avid Bioservices Inc.** (Nasdaq: CDMO) of Tustin.

Companywide, companies on the list saw net income fall 68% to $964 million.

That was largely due to Rivian's $4.7 billion loss in 2021. If the loss of the Irvine-based electric vehicle maker is excluded, net income rose 86% to $5.7 billion.

The 50 local public companies saw their assets climb 27% to $159.2 billion, topping last year's 15% growth. Rivian, which raised over $18 billion in its IPO, was by far the biggest asset gatherer, climbing 384% to $22.3 billion.

Companies on the list grew their OC employment 9.2% to 28,158 workers, also up from last year's 3% climb. Rivian again topped this list, as its OC employee count jumped 150% to 2,000. Its companywide number also increased 243% to 12,000.

Companywide employment at these 50 firms climbed 10% to 377,392.

Top 5

■ **Edwards Lifesciences Corp.** (NYSE: EW), the most valuable publicly traded company on the list, saw its market cap gain $22.1 billion, the largest by dollar amount, to $74.1 billion. A decade ago, the market cap of Edwards, which makes heart valves, was $3.4 billion. Edwards is also the biggest publicly traded company that provides OC jobs, with 4,712.

■ No. 2 **Chipotle Mexican Grill Inc.** (NYSE: CMG) saw its valuation rise $4.5 billion to $44.5 billion. When the burrito-making restaurant chain in 2018 moved its headquarters from Denver to Newport Beach, its market cap was around $7 billion.

■ Rivian ranks No. 3 on the list with a $36.6 billion market cap. After Rivian went public last November at $78, it soared as high as $179 and a $127 billion market cap, making it the most valuable publicly traded company ever in Orange County for about a month. It shares have since fallen.

■ No. 4 **Skyworks Solutions Inc.** (Nasdaq: SWKS) fell 35% to a $19.1 billion market cap. Shares of the Irvine-based maker of chips, which generates about half of its revenue from **Apple Inc.**, have been in a decline since last July when Skyworks' sales began slowing because of a worldwide shortage of semiconductors.

■ No. 5 **Masimo Corp.** fell 41% to a $7.5 billion market cap. The main reason was a 37% drop on Feb. 16 when the Irvine-based medical device maker announced its biggest ever acquisition would be a consumer audio device maker for $1 billion. ■

THE LIST PUBLIC COMPANIES

KATE DUCHENE
CEO
Resources Global Professionals (RGP)

JILL GRIFFIN
CEO
Advantage Solutions Inc.

C.K. HONG
Co-Founder and CEO
Netlist Inc.

CAREN MASON
CEO and President
Staar Surgical Co.

MIKE A. MUSSALLEM
Chairman and CEO
Edwards Lifesciences Corp.

RJ SCARINGE
CEO
Rivian Automotive Inc.

THE LIST PUBLIC COMPANIES

▶ NEXT WEEK'S LISTS *Medical Device Makers / Drugmakers*

RANKED BY MARKET CAPITALIZATION

Rank Prev. Rank	Company •Address	Company logo	Market capitalization as of 4-18-22 •yearly % change	Company-wide revenue (millions) •yearly % change	Ending date	-12-month net income (loss) (millions) -Previous 12-month net income (loss) (millions)	Assets (millions) •yearly % change	Stock symbol Stock exchange	OC employees •yearly % change	Company-wide employees •yearly % change	Company/product description	Top local official(s) •Title •Phone/fax	
1 (1)	**Edwards Lifesciences Corp.** 1 Edwards Way Irvine 92614-5688 Website: edwards.com	Edwards	$74.1 billion 43%	$5,232.5 19%	12/21	$1,503.1 $823.4	$8,502.6 17%	EW NYSE	4,712 3%	16,946 10%	Medical technology, patient-focused innovations for structural heart disease and critical care monitoring	Mike A. Mussallem chairman/CEO (949) 250-2500/(949) 250-2525	
2 (2)	**Chipotle Mexican Grill Inc.** 610 Newport Center Drive, Ste. 1400 Newport Beach 92660-6479 Website: chipotle.com Email: mediarelations@chipotle.com	CHIPOTLE MEXICAN GRILL	$44.5 billion 11%	$7,457.2 26%	12/21	$653 $355.8	$6,653 11%	CMG NYSE	1,829 4%	102,497 3%	Fast-casual restaurant chain operator	Brian Niccol chairman/CEO (949) 524-4000	
3 (NR)	**Rivian Automotive Inc.** 14600 Myford Road Irvine 92606-1005 Website: rivian.com Email: customerservice@rivian.com	RIVIAN	$36.6 billion NA	$55 NA	12/21	($4,688) ($1,019)	$22,294 384%	RIVN Nasdaq	2,000 150%	12,000 243%	Electric vehicle maker	RJ Scaringe CEO (888) 748-4261	
4 (3)	**Skyworks Solutions Inc.** 5260 California Ave. Irvine 92617-3228 Website: skyworksinc.com Email: sales@skyworksinc.com	SKYWORKS	$19.1 billion -37%	$5,109.1 52%	10/21	$1,498.3 $814.8	$8,590.7 68%	SWKS Nasdaq	500(1) NA	11,000 -1%	Chipmaker	Liam K. Griffin chairman/CEO/president (949) 231-3000/(949) 231-3206	
5 (4)	**Masimo Corp.** 52 Discovery Irvine 92618-3105 Website: masimo.com	MASIMO	$7.5 billion -41%	$1,239.2 8%	1/22	$229.6 $240.3	$1,887 10%	MASI Nasdaq	885 0%	8,000(2) 29%	Medical device maker	Joe Kiani founder/chairman/CEO (949) 297-7000/(949) 297-7499	
6 (5)	**Envista Holdings Corp.** 200 S. Kraemer Blvd., Bldg E Brea 92821-6208 Website: envistaco.com Email: info@envistaco.com	Envista	$7.4 billion 14%	$2,508.9 30%	12/21	$340.5 $33.3	$6,574.2 -4%	NVST NYSE	900(1) NA	11,200 -7%	Portfolio spans dental implants and treatment options, orthodontics, and digital imaging technologies	Amir Aghdaei CEO/president (714) 817-7000/(714) 817-5450	

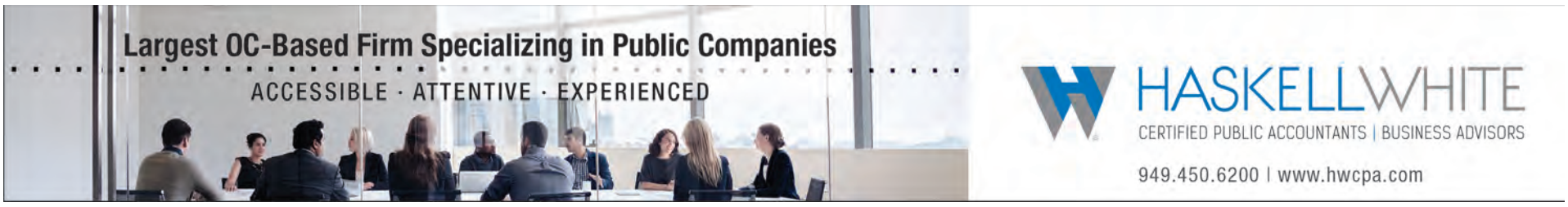

7 (6)	**First American Financial Corp.** 1 First American Way Santa Ana 92707-5913 Website: firstam.com	First American	$6.3 billion 2%	$9,221 30%	12/21	$1,241 $696.4	$16,451 29%	FAF NYSE	1,817 -2%	22,255 7%	Provider of title insurance, settlement services and risk solutions for real estate transactions	Ken DeGiorgio CEO (714) 250-3000/(714) 250-3151	
8 (14)	**ICU Medical Inc.** 951 Calle Amanecer San Clemente 92673-6212 Website: icumed.com Email: customerservice@icumed.com	icumedical human connections	$5.2 billion 20%	$1,316.3 4%	12/21	$103.1 $86.9	$1,880.7 7%	ICUI Nasdaq	172 -32%	8,518 5%	Medical device maker	Vivek Jain/Brian Bonnell/ Christian Voigtlander CEO/CFO/COO (949) 366-2183/(949) 366-8368	
9 (9)	**Alteryx Inc.** 17200 Laguna Canyon Road Irvine 92618-5403 Website: alteryx.com	alteryx	$4.9 billion -11%	$536.1 8%	12/21	($179.7) ($24.4)	$1,599.7 9%	AYX NYSE	350(1) NA	1,993 25%	Self-service data science and analytics company	Mark Anderson/Dean Stoecker CEO/executive chairman (888) 836-4274/(714) 516-2410	
10 (10)	**Inari Medical Inc.** 6001 Oak Canyon, Ste. 100 Irvine 92618-5200 Website: inarimedical.com Email: info@inarimedical.com	INARI MEDICAL	$4.8 billion -9%	$277 98%	12/21	$9.8 $13.8	$311.5 46%	NARI Nasdaq	455 52%	907 52%	FlowTriever System and ClotTriever System help remove clots from large vessels	Bill Hoffman CEO (877) 923-4747	
11 (11)	**Ensign Group Inc.** 29222 Rancho Viejo Road, Ste. 127 San Juan Capistrano 92675-1049 Website: ensigngservices.net Email: contact-ensign@ensigngroup.net	ENSIGN GROUP	$4.6 billion -10%	$2,627.5 9%	12/21	$194.7 $170.5	$2,850.6 12%	ENSG Nasdaq	1,014 17%	31,735 30%	Skilled nursing homes, rehabilitation care, assisted living, home health and hospice	Christopher Christensen/Barry Port/Spencer Burton/Suzanne Snapper/Chad Keetch executive chairman/CEO, director/COO, president/CFO/CIO, secretary (949) 487-9500/(949) 540-3007	
12 (16)	**Pacific Premier Bancorp Inc.** 17901 Von Karman Ave., Ste. 1200 Irvine 92614-5248 Website: ppbi.com	PACIFIC PREMIER BANCORP, INC.	$3.2 billion -19%	$770.2 19%	12/21	$339.9 $60.4	$21,094.4 7%	PPBI Nasdaq	587 0%	1,586 4%	Bank holding company	Steven R. Gardner chairman/CEO/president (949) 864-8000	

Source: U.S. Securities and Exchange Commission
Abbreviations: NA: not applicable; NR: not ranked; wnd: would not disclose
Note: To the best of our knowledge, this information is accurate as of press time. While every effort is made to ensure the accuracy and thoroughness of the list, omissions and typographical errors sometimes occur. Unless otherwise noted, the information on this list was provided by the companies themselves. List may not be reprinted without permission of the editor. Photos show the first top official listed.

(1) Business Journal estimate
(2) Includes 4,200 dedicated contract personnel

Researched by Meghan Kliewer

▶ *Continued on page 20*

THE LIST PUBLIC COMPANIES

▶ NEXT WEEK'S LISTS *Medical Device Makers / Drugmakers*

▶ *From page 18*

RANKED BY MARKET CAPITALIZATION

Rank Prev. Rank	Company •Address	Company logo	Market capitalization as of 4-18-22 •yearly % change	Company-wide revenue (millions) •yearly % change	Ending date	-12-month net income (loss) (millions) -Previous 12-month net income (loss) (millions)	Assets (millions) •yearly % change	Stock symbol Stock exchange	OC employees •yearly % change	Company-wide employees •yearly % change	Company/product description	Top local official(s) •Title •Phone/fax	
13 **(19)**	**Sabra Health Care REIT Inc.** 18500 Von Karman Ave., Ste. 550 Irvine 92612-0539 Website: sabrahealth.com	SABRA	$3 billion -18%	$569.5 -5%	12/21	($113.3) $138.4	$5,966.7 0%	SBRA Nasdaq	42 14%	42 14%	Real estate investor in healthcare sector	Rick Matros/Michael Costa/Talya Nevo-Hacohen CEO, president/CFO/CIO (888) 393-8248/(949) 679-8868	
14 **(12)**	**Staar Surgical Co.** 25651 Atlantic Ocean Drive Lake Forest 92630-8841 Website: staar.com Email: customerservice@staar.com	STAARSURGICAL	$3 billion -40%	$230.5 41%	12/21	$24.5 $5.9	$345.8 34%	STAA Nasdaq	80 36%	806 40%	Implantable lenses for the eye	Caren Mason CEO/president (626) 303-7902/(626) 359-8402	
15 **(23)**	**Axonics Inc.** 26 Technology Drive Irvine 92618-2380 Website: axonics.com	Axonics	$2.9 billion 15%	$180.3 62%	12/21	($80.1) ($54.9)	$547.9 60%	AXNX Nasdaq	230 6%	549 17%	Developer and manufacturer of products for patients with bladder and bowel dysfunction	Raymond W. Cohen CEO (949) 396-6320/(949) 396-6321	
16 **(26)**	**Boot Barn Holdings Inc.** 15345 Barranca Parkway Irvine 92618-2216 Website: bootbarn.com Email: custserv@bootbarn.com	BOOT BARN	$2.8 billion 55%	$893.5 6%	3/21	$59.4 $47.9	$933.6 1%	BOOT NYSE	317 2%	8,422 73%	Retailer of western and work-related footwear, apparel and accessories	James Conroy CEO/president (949) 453-4400/(949) 453-4406	
17 **(17)**	**Glaukos Corp.** 229 Avenida Fabricante San Clemente 92672-7531 Website: glaukos.com	GLAUKOS TRANSFORMING VISION	$2.8 billion -27%	$294 31%	12/21	($49.6) ($120.3)	$1,049.7 4%	GKOS NYSE	366 12%	755 11%	Ophthalmic medical technology and pharmaceutical company	Thomas W. Burns chairman/CEO (949) 367-9600/(949) 367-9984	
18 **(22)**	**Sunstone Hotel Investors Inc.** 200 Spectrum Center Drive, 21st floor Irvine 92618-5009 Website: sunstonehotels.com	SUNSTONE	$2.6 billion -3%	$509.2 90%	12/21	$13.7 ($417.5)	$3,041 2%	SHO NYSE	40 0%	42 5%	Hotel owner, investor	Bryan Giglia CEO (949) 330-4000	
19 **(NR)**	**Virgin Galactic Holdings Inc.** 1700 Flight Way Tustin 92782-1839 Website: virgingalactic.com	GALACTIC	$2.3 billion -68%	$3.3 1,283%	12/21	($352.9) ($644.9)	$1,068.8 33%	SPCE NYSE	150(1) NA	804 -2%	Commercial spaceline	Michael Colglazier CEO/director (575) 424-2100	
20 **(18)**	**Advantage Solutions Inc.** 15310 Barranca Parkway Irvine 92618-2236 Website: advantagesolutions.net	ADVANTAGE SOLUTIONS	$1.9 billion -49%	$3,602.3 14%	12/21	$55.4 ($162.4)	$5,854.3 1%	ADV Nasdaq	1,000 0%	60,000 0%	Sales and marketing agency	Jill Griffin CEO (949) 797-2900/(949) 797-9112	
21 **(15)**	**Alignment Healthcare Inc.** 1100 W. Town & Country Road, Ste. 1600 Orange 92868-4698 Website: alignmenthealthcare.com	Alignment Healthcare	$1.9 billion -54%	$1,167.8 22%	12/21	($195.3) ($22.9)	$630.9 86%	ALHC Nasdaq	789 43%	874 15%	Healthcare services for Medicare beneficiaries, Medicare Advantage	John Kao CEO (844) 310-2247	
22 **(24)**	**CareTrust REIT Inc.** 905 Calle Amanecer, Ste. 300 San Clemente 92673-6277 Website: caretrustreit.com Email: wwagner@caretrustreit.com	CARETRUST REIT	$1.6 billion -28%	$192.4 8%	12/21	$72 $80.9	$1,640.8 9%	CTRE Nasdaq	16 23%	17 13%	Owner and operator of healthcare-related properties	David Sedgwick CEO (949) 542-3132	
23 **(21)**	**Clean Energy Fuels Corp.** 4675 MacArthur Court, Ste. 800 Newport Beach 92660-1875 Website: cleanenergyfuels.com Email: investors@ cleanenergyfuels.com	Clean Energy	$1.6 billion -41%	$344.1 18%	12/21	$20.4 ($9.9)	$957.1 34%	CLNE Nasdaq	181 14%	445 3%	Renewable natural gas fuel for transportation	Andrew J. Littlefair CEO/president (949) 437-1000/(949) 724-1397	
24 **(13)**	**Vizio Holding Corp.** 39 Tesla Irvine 92618-4603 Website: vizio.com Email: press@vizio.com	VIZIO	$1.5 billion -66%	$2,124 4%	12/21	($39.4) $102.5	$935.8 21%	VZIO NYSE	177 3%	835 37%	Electronics company that develops proprietary smart TV operating system, TV and audio electronics hardware	William Wang founder/CEO (949) 428-2525	
25 **(28)**	**TTM Technologies Inc.** 200 E. Sandpointe, Ste. 400 Santa Ana 92707-5747 Website: ttm.com Email: investor@ttmtech.com	TTM Technologies	$1.4 billion -11%	$2,248.7 7%	1/22	$54.4 $177.5	$3,025.5 4%	TTMI Nasdaq	730(1) NA	16,100 -4%	Printed circuit board and radio frequency components manufacturer	Thomas Edman CEO/president (714) 327-3000	
26 **(34)**	**Banc of California Inc.** 3 MacArthur Place Santa Ana 92707-6067 Website: bancofcal.com	BANC OF CALIFORNIA	$1.1 billion 23%	$310.6 0%	12/21	$62.3 $12.6	$9,393.7 19%	BANC NYSE	420 27%	750 23%	Business bank	Jared Wolff CEO/president (714) 850-6440/(714) 800-1950	

Source: U.S. Securities and Exchange Commission
Abbreviations: NA: not applicable; NR: not ranked; wnd: would not disclose
Note: To the best of our knowledge, this information is accurate as of press time. While every effort is made to ensure the accuracy and thoroughness of the list, omissions and typographical errors sometimes occur. Unless otherwise noted, the information on this list was provided by the companies themselves. List may not be reprinted without permission of the editor. Photos show the first top official listed.
(1) Business Journal estimate

Researched by Meghan Kliewer

THE LIST PUBLIC COMPANIES

▶ **NEXT WEEK'S LISTS** *Medical Device Makers / Drugmakers*

RANKED BY MARKET CAPITALIZATION

Rank Prev. Rank	Company •Address	Company logo	Market capitalization as of 4-18-22 •yearly % change	Company-wide revenue (millions) •yearly % change	Ending date	-12-month net income (loss) (millions) -Previous 12-month net income (loss) (millions)	Assets (millions) •yearly % change	Stock symbol Stock exchange	OC employees •yearly % change	Company-wide employees •yearly % change	Company/product description	Top local official(s) •Title •Phone/fax	
27 **(47)**	**Netlist Inc.** 111 Academy Way, Ste. 100 Irvine 92617-3046 Website: netlist.com Email: info@netlist.com	NETLIST	$1.1 billion 199%	$142.4 201%	1/22	$4.8 ($7.3)	$91.2 261%	NLST OTC	59 69%	120 71%	Provider of high-performance SSDs and modular memory subsystems to enterprise customers	C.K. Hong co-founder/CEO (949) 435-0025	
28 **(32)**	**Avid Bioservices Inc.** 2642 Michelle Drive, Ste. 200 Tustin 92780-7019 Website: avidbio.com Email: info@avidbio.com	AVID BIOSERVICES	$1.1 billion -1%	$95.9 61%	4/21	$3.3 ($15.2)	$265.5 147%	CDMO Nasdaq	323 29%	329 29%	Contract development and manufacturing organization	Nick Green/Dan Hart CEO, president/CFO (714) 508-6100/(714) 838-5817	
29 **(NR)**	**Xponential Fitness Inc.** 17877 Von Karman Ave., Ste. 100 Irvine 92614-4227 Website: xponential.com	XPONENTIAL	$1.1 billion NA	$155.1 45%	12/21	($18.8) ($13.6)	$415.5 29%	XPOF NYSE	238 21%	322 31%	Global franchisor of boutique fitness brands that include Pilates, barre, yoga, cycling, rowing, stretching, dance, functional training, running and boxing	Anthony Geisler/Sarah Luna/ John Meloun/Ryan Junk CEO/president/CFO/COO (949) 346-3000	
30 **(7)**	**loanDepot Inc.** 26642 Towne Centre Drive Foothill Ranch 92610-2808 Website: loandepot.com Email: lwildrick@loandepot.com	loanDepot	$1 billion -83%	$3,724.7 -14%	12/21	$113.5 $2,013.1	$11,812.3 8%	LDI NYSE	4,000[1] NA	11,307 14%	Consumer lender	Anthony Hsieh founder/chairman/CEO (888) 337-6888	
31 **(31)**	**FivePoint Holdings LLC** 2000 FivePoint, fourth floor Irvine 92618-2384 Website: fivepoint.com Email: info@fivepoint.com	FIVEPOINT	$880 million -21%	$224.4 46%	12/21	$13.3[3] $1.1[3]	$2,942.9 -1%	FPH NYSE	69 -24%	124 -23%	Real estate development and management company	Dan Hedigan CEO (949) 349-1000/(949) 349-1075	

Source: U.S. Securities and Exchange Commission
Abbreviations: NA: not applicable; NR: not ranked; wnd: would not disclose
Note: To the best of our knowledge, this information is accurate as of press time. While every effort is made to ensure the accuracy and thoroughness of the list, omissions and typographical errors sometimes occur. Unless otherwise noted, the information on this list was provided by the companies themselves. List may not be reprinted without permission of the editor. Photos show the first top official listed.

(1) Business Journal estimate
(3) Includes net income attributable to noncontrolling interests

Researched by Meghan Kliewer

▶ *Continued on page 22*

THE LIST PUBLIC COMPANIES

▶ NEXT WEEK'S LISTS *Medical Device Makers / Drugmakers*

▶ *From page 21*

RANKED BY MARKET CAPITALIZATION

Rank Prev. Rank	Company •Address	Company logo	Market capitalization as of 4-18-22 •yearly % change	Company-wide revenue (millions) •yearly % change	Ending date	-12-month net income (loss) (millions) -Previous 12-month net income (loss) (millions)	Assets (millions) •yearly % change	Stock symbol Stock exchange	OC employees •yearly % change	Company-wide employees •yearly % change	Company/product description	Top local official(s) •Title •Phone/fax	
32 (38)	**American Vanguard Corp.** 4695 MacArthur Court, Ste. 1200 Newport Beach 92660-8859 Website: american-vanguard.com	AMERICAN VANGUARD	$691.6 million 10%	$556.9 21%	12/21	$18.6 $15.2	$694.2 2%	AVD NYSE	55(1) NA	804 -3%	Specialty chemicals, biologicals, equipment systems for agricultural, commercial and consumer pest control applications	Eric G. Wintemute chairman/CEO (949) 260-1200	
33 (29)	**BJ's Restaurants Inc.** 7755 Center Ave., Ste. 300 Huntington Beach 92647-3084 Website: bjsrestaurants.com	BJ's	$670.1 million -50%	$1,087 40%	12/21	($3.6) ($57.9)	$1,035.2 -2%	BJRI Nasdaq	991 9%	21,688 20%	Restaurant chain operator	Gregory S. Levin CEO/president (714) 500-2400	
34 (36)	**Ducommun Inc.** 200 Sandpointe Ave., Ste. 700 Santa Ana 92707-5759 Website: ducommun.com Email: lgonzalez@ducommun.com	Ducommun	$663.5 million -7%	$645.4 3%	12/21	$135.5 $29.2	$978.7 17%	DCO NYSE	82 0%	2,502 3%	Aerospace manufacturer	Stephen G. Oswald chairman/CEO/president (657) 335-3665	
35 (40)	**Evolus Inc.** 520 Newport Center Drive, Ste. 1200 Newport Beach 92660-7022 Website: evolus.com	evolus	$607.6 million 7%	$99.7 76%	12/21	($46.8) ($163)	$257.5 23%	EOLS Nasdaq	60(1) NA	167 40%	Medical aesthetics company	David Moatazedi/Lauren Silvernail/Rui Avelar CEO, president/CFO, executive VP, corporate development/chief medical officer, head of R&D (949) 284-4555	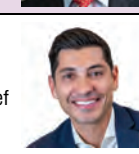
36 (44)	**Resources Global Professionals (RGP)** 17101 Armstrong Ave., Ste. 100 Irvine 92614-5742 Website: rgp.com Email: corpinq@rgp.com	RGP	$590.6 million 34%	$629.5 -10%	5/21	$25.2 $28.3	$520.6 -2%	RGP Nasdaq	206 5%	4,313 23%	Multinational business consulting firm	Kate Duchene CEO (714) 430-6550	
37 (50)	**Kura Sushi USA Inc.** 17461 Derian Ave., Ste. 200 Irvine 92614-5820 Website: kurasushi.com	KURA	$540.3 million 104%	$64.9 44%	8/21	($10.3) ($17.4)	$177.7 50%	KRUS Nasdaq	150(1) NA	1,800 36%	Revolving sushi bar restaurant chain operator	Hajime 'Jimmy' Uba chairman/CEO/president (657) 333-4100	
38 (NR)	**Mullen Automotive Inc.** 1405 Pioneer St. Brea 92821-3721 Website: mullenusa.com	MULLEN	$517 million -79%	$0 NA	9/21	($44.2) ($30.2)	$17.2 -22%	MULN Nasdaq	44(1) NA	44 -29%	Electric vehicle maker	David Michery founder/CEO (714) 613-1900	
39 (20)	**Viant Technology Inc.** 2722 Michelson Drive, Ste. 100 Irvine 92612-8905 Website: viantinc.com Email: press@viantinc.com	VIANT.	$415.4 million -87%	$224.1 36%	12/21	($37.6) $20.6	$389.1 191%	DSP Nasdaq	144 14%	346 12%	People-based advertising software company	Tim Vanderhook co-founder/chairman/CEO (949) 861-8888	
40 (39)	**El Pollo Loco Holdings Inc.** 3535 Harbor Blvd., Ste. 100 Costa Mesa 92626-1494 Website: elpolloloco.com	El Pollo Loco	$400.1 million -32%	$454.4 7%	12/21	$29.1 $24.5	$613.8 1%	LOCO Nasdaq	600(1) NA	4,626 -2%	Restaurant chain operator	Laurance Roberts CEO/president/interim CFO (714) 599-5000/(714) 599-5674	
41 (43)	**Landsea Homes Corp.** 660 Newport Center Drive, Ste. 300 Newport Beach 92660-6499 Website: landseahomes.com Email: info@landseahomes.com	LANDSEA HOMES	$380.7 million -14%	$1,023.3 39%	12/21	$52.8 ($9)	$1,265.5 41%	LSEA Nasdaq	104 2%	457 20%	Homebuilder	John Ho CEO (949) 345-8080	
42 (37)	**Tarsus Pharmaceuticals Inc.** 15440 Laguna Canyon Road, Ste. 160 Irvine 92618-2143 Website: tarsusrx.com Email: info@tarsusrx.com	tarsus	$380.6 million -42%	$57 NA	12/21	($13.8) ($26.8)	$178.9 4%	TARS Nasdaq	47 88%	52 73%	Late clinical-stage biopharmaceutical company addressing eye care, dermatology, and infectious disease prevention	Bobby Azamian CEO/president (949) 418-1801	
43 (41)	**Willdan Group Inc.** 2401 E. Katella Ave., Ste. 300 Anaheim 92806-5909 Website: willdan.com Email: csteele@willdan.com	WILLDAN	$362 million -28%	$353.8 -10%	12/21	($8.4) ($14.5)	$394.4 -2%	WLDN Nasdaq	181 21%	1,518 11%	Energy and engineering services	Thomas Brisbin CEO (714) 940-6300/(714) 940-4920	
44 (49)	**Tilly's Inc.** 10 Whatney Irvine 92618-2807 Website: tillys.com Email: customerservice@tillys.com	TILLYS	$275.6 million -18%	$775.7 46%	1/22	$64.2 ($1.1)	$504.8 0%	TLYS NYSE	744 9%	5,700 0%	Specialty retailer of multi-branded apparel, footwear, accessories and hardgoods for young adults, teens and children	Ed Thomas CEO/president (949) 609-5599/(949) 609-5508	
45 (56)	**Lantronix Inc.** 7535 Irvine Center Drive, Ste. 100 Irvine 92618-2966 Website: lantronix.com Email: gmiller@lantronix.com	LANTRONIX	$226.6 million 72%	$71.5 19%	6/21	($4) ($10.7)	$72.6 7%	LTRX Nasdaq	60 -5%	350 10%	Provider of secure turnkey solutions for the Internet of Things (IoT) and Remote Environment Management (REM), offering Software as a Service (SaaS), connectivity services, engineering services and intelligent hardware	Paul Pickle CEO/president (949) 212-0960/(949) 453-3995	

Source: U.S. Securities and Exchange Commission
Abbreviations: NA: not applicable; NR: not ranked; wnd: would not disclose
Note: To the best of our knowledge, this information is accurate as of press time. While every effort is made to ensure the accuracy and thoroughness of the list, omissions and typographical errors sometimes occur. Unless otherwise noted, the information on this list was provided by the companies themselves. List may not be reprinted without permission of the editor. Photos show the first top official listed.
(1) Business Journal estimate

Researched by Meghan Kliewer

THE LIST PUBLIC COMPANIES

▶ **NEXT WEEK'S LISTS** *Medical Device Makers / Drugmakers*

RANKED BY MARKET CAPITALIZATION

Rank Prev. Rank	Company •Address	Company logo	Market capitalization as of 4-18-22 •yearly % change	Company-wide revenue (millions) •yearly % change	Ending date	-12-month net income (loss) (millions) -Previous 12-month net income (loss) (millions)	Assets (millions) •yearly % change	Stock symbol Stock exchange	OC employees •yearly % change	Company-wide employees •yearly % change	Company/product description	Top local official(s) •Title •Phone/fax	
46 (46)	**CalAmp Corp.** 15635 Alton Parkway, Ste. 250 Irvine 92618-7328 Website: calamp.com	Cal/Amp	$215.8 million -43%	$308.6 -4%	2/21	($56.3) ($79.3)	$433.8 -13%	CAMP Nasdaq	81 -29%	851 -11%	Software and subscription services, scalable cloud platform and intelligent devices that deliver business-critical insights about mobile assets and their contents	Jeff Gardner CEO/president (949) 600-5600/(805) 856-3857	
47 (53)	**California First Leasing Corp.** 5000 Birch St., Ste. 500 Newport Beach 92660-8142 Website: calfirstlease.com Email: invest@calfirstlease.com	California First Leasing Corporation	$187.7 million 5%	$48.7 1,017%	6/21	$36.2 ($2.4)	$242.9 -9%	CFNB OTCQX	13 -19%	13 -24%	Equipment leasing and investment company	Patrick E. Paddon chairman/CEO/president (949) 255-0500	
48 (35)	**GAN Ltd.** 400 Spectrum Center Drive, Ste. 1900 Irvine 92618-5025 Website: gan.com	GAN	$186.1 million -76%	$124.2 253%	12/21	($30.6) ($20.2)	$260.9 51%	GAN Nasdaq	16 0%	682 182%	B2B supplier of internet gambling SaaS solutions to online casino gaming and online sports betting applications	Dermot S. Smurfit Jr. CEO/president/executive director (702) 964-5777	
49 (42)	**Oncocyte Corp.** 15 Cushing Irvine 92618-4220 Website: oncocyte.com Email: info@oncocyte.com	ONCOCYTE	$111.2 million -76%	$7.7 535%	12/21	($64.1) ($29.9)	$159.6 188%	OCX Nasdaq	57 97%	124 114%	Precision diagnostics company	Ronnie Andrews CEO/president (949) 409-7600	
50 (NR)	**CW Bancorp** 2445 McCabe Way, Ste. 300 Irvine 92614-4293 Website: cwbk.com Email: itjan@cwbk.com	CommerceWest Bank	$110.6 million 15%	$33.8 27%	12/21	$14.2 $9.1	$1,365.9 4%	CWBK OTCQX	75 0%	75 0%	Commercial bank catering to small and midsize businesses in California	Ivo A. Tjan chairman/CEO/president (949) 251-6959/(949) 251-6957	

Source: U.S. Securities and Exchange Commission
Abbreviations: NA: not applicable; NR: not ranked; wnd: would not disclose
Note: To the best of our knowledge, this information is accurate as of press time. While every effort is made to ensure the accuracy and thoroughness of the list, omissions and typographical errors sometimes occur. Unless otherwise noted, the information on this list was provided by the companies themselves. List may not be reprinted without permission of the editor. Photos show the first top official listed.

Researched by Meghan Kliewer